



 **ADDRESSABLE
FIRE ALARM SYSTEM**



Precise detection of the fire location and immediate signalling of the incident

The ACSP system is designed to effectively detect a fire as early as possible, visually or acoustically alert occupants as well as notify appropriate services. Pinpointing the location of and quickly reacting to potential fires, enables the immediate start of fire-fighting and successful evacuation of occupants from the endangered area.

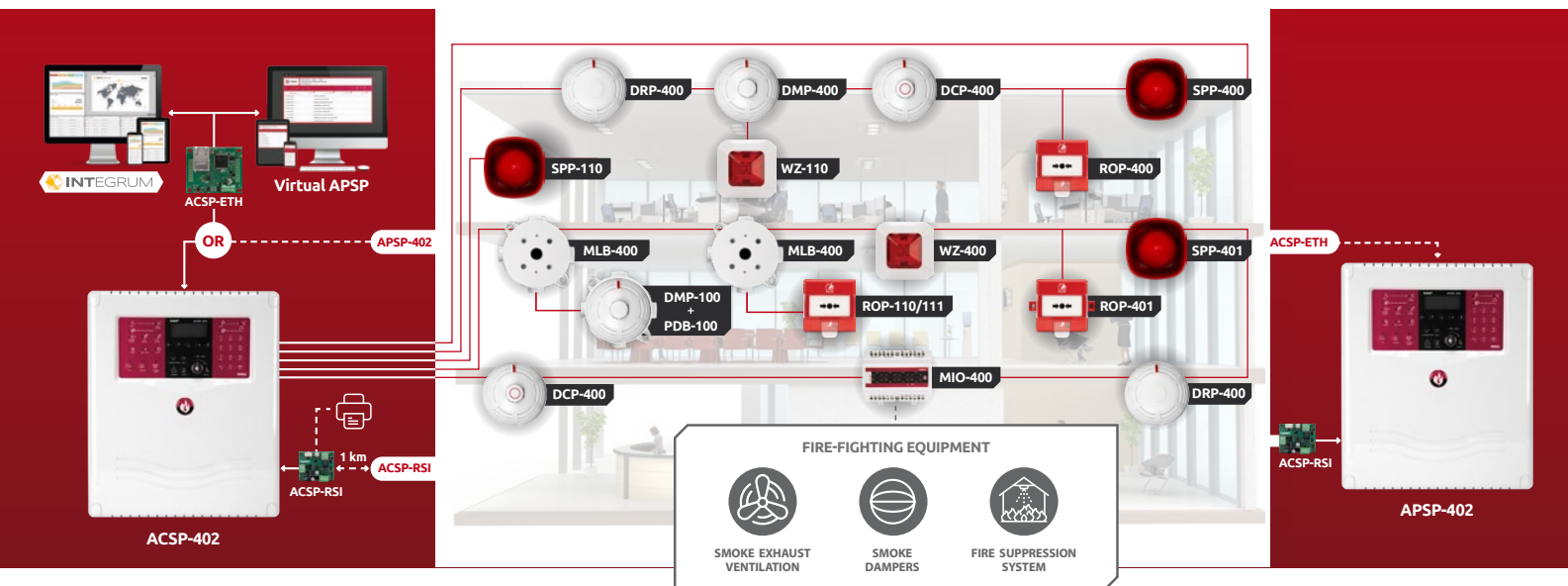
The ACSP Addressable Fire Alarm System meets the stringent requirements of the EN 54 safety standard

The main unit of the system, or the device that controls all the system components, is the **ACSP-402** fire alarm control panel. It supports up to two loops with 128 addressable devices per loop. It can support radial wiring with support for up to 4 radial lines.

Irrespective of the wiring, all loop devices have their own unique addresses, which allows quick and precise detection of the location where a fire has occurred and raising the alarm.



A clear advantage of the ACSP system is that it can be remotely controlled. The repeater panel offers access to the control panel functionalities and can be located up to 1 km from the control panel.



Various facilities

The ACSP system ensures effective fire detection in such places as:



ACSP products are independently certified to the EN54 standard and hold Certificates of Constasy of Performance.



ACSP-402

Fire alarm control panel

- LCD display for easy day-to-day operation of the system
- support for the repeater panel and virtual panel (mobile app)
- 2 loops – support for up to 128 devices per loop
- up to 256 detection zones
- system component connection topologies: loop or radial
- 4 inputs with functionalities defined by the installer
- 8 relay outputs programmable by the installer (output no. 8 is fitted with a circuit continuity control feature and may be programmed as an output to fire protection devices)
- support for fire and fault signal transmission systems devices
- built-in buffer power supply supporting a single 12 V battery
- 24 V power supply outputs
- staff presence schedule – automatic switching of alarm modes and sensitivity of smoke detectors

APSP-402

Repeater panel



- possibility to fully operate the fire alarm system from a remote location (up to 1 km)
- operation of the system in the same manner as from the ACSP-402 control panel
- built-in buffer power supply supporting a single 12 V battery

ACSP-RSI

RS-485 bus galvanic isolator



- opto-isolated RS-485 port for connecting the ACSP-ETH module and APSP-402 repeater panel
- opto-isolated RS-232 port for a printer

ACSP-ETH

Ethernet communication module



- compatible with the ACSP-402 control panel
- compatible with the APSP-402 repeater panel
- compatible with INTEGRUM
- send emails with system status information and diagnostics
- powered directly from the control panel or repeater panel
- automatic IP address configuration over DHCP

DCP-400

Addressable fixed temperature / rate-of-rise heat detector



- thermal sensor with A1R characteristics according to EN 54-5
- easy installation of the detector in the DB-400 base
- support for the remote alarm indicator WZ-110
- built-in short circuit isolator at the device input and output

DRP-400

Addressable optical smoke detector



- unique Swirl chamber to accelerate smoke detection
- possibility to set 4 sensitivity thresholds for smoke detection in the detection zone
- precise Hexamash filter made of stainless steel
- optical chamber contamination signalling
- easy installation of the detector in the DB-400 base
- support for the remote alarm indicator WZ-110
- built-in short circuit isolator at the device input and output

DMP-400


Addressable multisensor smoke and heat detector



- unique Swirl chamber to accelerate smoke detection
- thermal sensor with A1R characteristics according to EN 54-5
- possibility to set 4 sensitivity thresholds for smoke detection in the detection zone
- precise Hexamash filter made of stainless steel
- optical chamber contamination signalling
- easy installation of the detector in the DB-400 base
- support for the remote alarm indicator WZ-110
- built-in short circuit isolator at the device input and output

ROP-400 / ROP-401

Addressable manual call point



- mechanical activation memory
- LED to signal activation or fault
- special key for resetting after activation
- built-in short circuit isolator at the device input and output
- ROP-401 model intended for outdoor applications

SPP-400 / SPP-401

Addressable fire alarm sounder



- selection of 32 signal tones
- built-in short circuit isolator at the device input and output
- SPP-401 model intended for outdoor applications



available in two color versions:
red (SPP-400, SPP-401)
and white (SPP-400-W, SPP-401-W)

WZ-400

Addressable remote indicator



- optical LED signalling
- aesthetic appearance
- built-in short circuit isolator at the device input and output



MLB-400

Conventional side line module

- offers the possibility to connect conventional devices (detectors, manual call points) to an addressable system
- built-in short circuit isolator at the device input and output

The **MLB-400** conventional side line module offers the possibility of connecting conventional call points to the system. The solution makes it possible to use the existing infrastructure, thus reducing overall investment costs.



MIO-400

Conventional input / output module

- 4 monitored control inputs
- 4 relay outputs with load capacity of 16 A / 250 V
- suitable for mounting on a 35 mm DIN rail
- preview of event memory
- built-in short circuit isolator at the device input and output

The **MIO-400** conventional input / output module allows one to monitor and control fire protection devices and other equipment such as a lift controller, in line with procedures developed in case of fire. The module is fitted with 4 inputs and 4 relay outputs.

An important option is the possibility to give individual names to devices operating in the ACSP system. This facilitates the quick location of life threatening events.

ROP-FLAP

Protective cover for ROP-400/401 and ROP-110/111



- protects against accidental activation of the manual call point
- made of transparent, durable plastic

DB-400

Addressable detector base



- suitable for 400-Series detectors
- clear labelling for easy connection to the system
- compatible with 10x20 mm cable trunking

PDB-100

Industrial base for detector sockets



- dedicated for the installation of DB-400 & DB-100 bases
- facilitates installation of surface-mount detectors using conduit
- support for PG-16 cable glands or Ø16 conduit
- external screw holes enable installation without the need to perforate the base

Convenient and easy to set up

The ACSP system can be configured using the integrated LCD and keypad. The other more convenient and user-friendly method is the ACSP Soft application. As part of the identification process, the control panel automatically detects the topology and all loop devices, and the structure is immediately mapped graphically in the software.

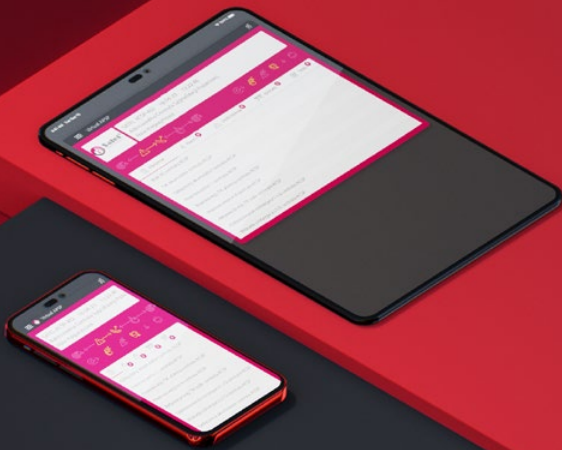
As a result of the automatic identification process, the system is ready for operation in its basic configuration.

The software improves the troubleshooting of possible installation problems related to cabling and makes it easier to pinpoint them. Also a loop component verification feature is available, which searches for changes that have been made since identification was last used.

ACSP Soft



Virtual APSP



System status preview from any location

Remote access to the system status is available using the Virtual APSP app. It is available in both desktop and mobile. Encrypted communication with the control panel is via the ethernet module. It is possible to not only check maintenance-related issues but also to view current alarms and the full event log.


- visualisation of fire alarms from individual detection zones
- view of the current failure list
- display of current disablement and test conditions
- view of event memory
- option to generate reports on the smoke detector contamination level

Connecting an external printer enables real-time printing of event information

INTEGRUM

Effective administration of facilities

The status of the ACSP system can also be displayed in graphic form (on maps and plans) using the **INTEGRUM** software. It allows the integration and management of distributed security systems based on the **INTEGRA** and **INTEGRA Plus** control panels.



Fast and convenient system design with the SSPX configurator

The SSPX hardware configurator is a user-friendly and convenient tool for designing fire alarm systems using SATEL products – both addressable and conventional. The program has a highly intuitive interface, which makes creating projects fast and efficient.



- development and editing of hardware configurations for fire alarm systems
- work based on facility plans or without a graphic plan
- system validation mode – checking for the compatibility and proper connection of devices
- graphic presentation of the system topology
- determination of cable route parameters: length, resistance, voltage drops
- current balance calculator



Why choose ACSP?

- 1 Precise location of the at-risk area due to device addressing
- 2 Solutions to reduce system costs – such as a single back-up battery
- 3 Effective features to speed up maintenance, including the single-person walk-test
- 4 Advanced diagnostics for faster identification of possible irregularities during system operation or individual devices
- 5 Easy and convenient programming
- 6 Clear system status in the mobile and desktop applications
- 7 Integration with INTEGRUM for the visualisation of the current system status
- 8 Optional remote operation with the repeater panel
- 9 Special inputs/outputs for monitoring and controlling third-party systems such as a smoke ventilation systems or lift controllers
- 10 Possibility of integrating existing parts of a conventional CSP solution into the system

Satel[®]
MADE TO PROTECT


SATEL sp. z o. o.
Budowlanych 66 Str, 80-298 Gdansk, Poland
phone +48 58 320 94 00; fax +48 58 320 94 01
e-mail: trade@satel.pl

www.satel.pl

30 YEARS OF EXPERIENCE

Professional protection of each type of premises, as well as people staying therein, through advanced, yet functional and cost-effective solutions – these few words may serve as the shortest description of the mission of SATEL, a manufacturer of security systems with involvement of 100% Polish capital. Due to integrity in business and a special emphasis on high quality and a wide range of products offered, the SATEL brand has been highly appreciated in the industry for 30 years.

This philosophy of management and hard work of more than 350 SATEL's employees produce tangible results. The wide range of over 400 offered products provides countless opportunities to create security, home automation, fire alarm, access control and monitoring systems, tailored to the individual needs of each user. At the same time, these systems meet all requirements prescribed by Polish and international regulations and industry standards.



The manufacturer reserves the right to change the specification and technical data of devices. Images shown are for general information only and may differ from actual products.
U-ACSP-EN1123

Bringing the functionality of devices into line with current requirements and expectations of the market with the use of the latest technologies is one of the main objectives of SATEL. For this reason the design and production departments of the Company are continuously being modernized and expanded. A natural consequence of all actions aimed at the production of top-quality devices was the introduction of the quality management system conforming to ISO 9001 in 2002. Regardless of this certification, SATEL also carries out a full functional test of all products leaving the production line, thus ensuring reliability of the manufactured devices. Focusing on modern design and attaching importance to the highest levels of quality and functionality of its products, SATEL has gained many satisfied customers not only in Poland but also in more than 50 markets worldwide.